



01 Interior Finishes Schedule

Amendments				
Rev	Date	Description	Author	Chk
01	05.05.2017	PRELIMINARY ISSUE FOR PRICING	DG	PY
02	08.05.2017	REVISION 2	DG	PY

## 01 Interior Finishes Schedule

### Notes:

- Confirm Quantities prior to ordering as quantities indicated in schedule are indicative only. Plans and details to take precedence over the schedule unless noted otherwise.
- Lead times indicated within this schedule have been provided as indicative only. All lead times are to be confirmed with the supplier and/or manufacturer, based on total quantities and availability of fabric or other specific finish (where applicable).
- The Head Contractor is to ensure adequate time is allowed for procurement and delivery of specified finishes, materials and/or products, within the construction programme. If the Designer is requested by the Head Contractor to respecify any finishes, materials or products due to late orders a fee may apply and be payable by the Head Contractor. A minimum of 5 working days notice is required if any reselection is needed.
- Floors must be even to avoid pools of water and to eliminate tripping hazards (HB: 197:1999)
- It is the responsibility of the Head Contractor to collect and collate all maintenance manuals and warranties for the items contained within this schedule at the completion of the project (or completion of stage, where applicable). These documents are to be submitted to the end user for their record.
- The head contractor and furniture contractor is to coordinate for requirements and any limitations to access the site for delivery of items within this schedule, Including but not limited to; lift access and dimensions, door openings and any fixed built elements that may restrict access.
- Images of items shown within this schedule are indicative only.
- Revisions for attention since last issue shown in highlighted text with revision maker under the code column.





01 Interior Finishes Schedule

Supplier	Name	Mob / Tel	Email / Web
Supawood		02 6333 800	sales@supawood.com.au


## 01 Interior Finishes Schedule

Code	Item / Typical Location	Specification	Colour / Range	Supplier	Image / Comments
------	-------------------------	---------------	----------------	----------	------------------

## 04-00 FLOOR FINISHES

V1	TIMBER VINYL PLANKS TO ALL TREATMENT ROOMS	GODFREYHIRST	ORION 5252 RIVERSTONE	<a href="https://www.godfreyhirst.com/au/commercial-floors/product/orion?colour=29546">https://www.godfreyhirst.com/au/commercial-floors/product/orion?colour=29546</a>	
V2	CONCRETE LOOK VINYL PLANKS TO HALLWAY AND RECEPTION AREA	SIGNATURE FLOOR CONCEPTS	MODULEO – TRANSFORM JURA STONE 46935	<a href="http://www.signaturefloors.com.au/commercial/vinyltileandplanks/transform.html#">http://www.signaturefloors.com.au/commercial/vinyltileandplanks/transform.html#</a>	

## 04-50 SKIRTING TREATMENTS

SK1	TIMBER SKIRTING	Woodhouse 66 x 11mm 5.4m Pine Moulding Fj Splayed Primed I/N: 0020772 REFER TO FLOOR FINISHES DRAWINGS FOR MORE DETAILS  SKIRTING FINISH TO MATCH WALL PAINT FINISH	WHITE	<a href="https://www.bunnings.com.au/woodhouse-66-x-11mm-5-4m-pine-moulding-fj-splayed-primed_p0020772">https://www.bunnings.com.au/woodhouse-66-x-11mm-5-4m-pine-moulding-fj-splayed-primed_p0020772</a>	
-----	-----------------	---	-------	---	---



## 01 Interior Finishes Schedule

Code	Item / Typical Location	Specification	Colour / Range	Supplier	Image / Comments
------	-------------------------	---------------	----------------	----------	------------------

## 04-50 PAINT TREATMENTS



PF1	CEILING PAINT FINISH	Dulux Paint Colour 1 <sup>st</sup> Coat Prescribed Undercoat 2 <sup>nd</sup> Coat Prescribed colour refer to Finishes Plans for further details 3 <sup>rd</sup> Coat Prescribed colour refer to Finishes Plans for further details	COLOUR: STOWE WHITE FINISH: Matt Finish Code:PN1C1	Dulux	
	GENERAL WALL PAINT FINISH	Dulux Paint Colour 1 <sup>st</sup> Coat Prescribed Undercoat 2 <sup>nd</sup> Coat Prescribed colour refer to Finishes Plans for further details 3 <sup>rd</sup> Coat Prescribed colour refer to Finishes Plans for further details	COLOUR: STOWE WHITE FINISH: Matt Finish Code:PN1C1	Dulux	
	GENERAL PAINT COLOUR TO ALL DOOR	Dulux Paint Colour 1 <sup>st</sup> Coat Prescribed Undercoat 2 <sup>nd</sup> Coat Prescribed colour refer to Finishes Plans for further details 3 <sup>rd</sup> Coat Prescribed colour refer to Finishes Plans for further details	White On White FINISH: Matt Finish Code: PN2G1	DULUX	
	FEATURE WALL PAINT FINISH	Dulux Paint Colour 1 <sup>st</sup> Coat Prescribed Undercoat 2 <sup>nd</sup> Coat Prescribed colour refer to Finishes Plans for further details 3 <sup>rd</sup> Coat Prescribed colour refer to Finishes Plans for further details	Eucalyptus Leaf FINISH: Matt Finish Code: P23D2	Dulux	

## 01 Interior Finishes Schedule

Code	Item / Typical Location	Specification	Colour / Range	Supplier	Image / Comments
PF1	CEILING PAINT FINISH	Dulux Paint Colour 1 <sup>st</sup> Coat Prescribed Undercoat 2 <sup>nd</sup> Coat Prescribed colour refer to Finishes Plans for further details 3 <sup>rd</sup> Coat Prescribed colour refer to Finishes Plans for further details	Terrace White Code: PN2H2 - Dulux - TERRACE WHITE - PN2H2  FINISH: Matt Finish	Dulux	
	GENERAL WALL PAINT FINISH	Dulux Paint Colour 1 <sup>st</sup> Coat Prescribed Undercoat 2 <sup>nd</sup> Coat Prescribed colour refer to Finishes Plans for further details 3 <sup>rd</sup> Coat Prescribed colour refer to Finishes Plans for further details	Terrace White Code: PN2H2 - Dulux - TERRACE WHITE - PN2H2  FINISH: Matt Finish	Dulux	



01 Interior Finishes Schedule

Code	Item / Typical Location	Specification	Colour / Range	Supplier	Image / Comments
	FEATURE WALL PAINT FINISH	Dulux Paint Colour 1 <sup>st</sup> Coat Prescribed Undercoat 2 <sup>nd</sup> Coat Prescribed colour refer to Finishes Plans for further details 3 <sup>rd</sup> Coat Prescribed colour refer to Finishes Plans for further details	<b>Blue Balm</b>  Code: PG1C2 - Dulux - BLUE BALM - PG1C2  FINISH: Matt Finish	DULUX	
	GENERAL PAINT COLOUR TO ALL DOOR	Dulux Paint Colour 1 <sup>st</sup> Coat Prescribed Undercoat 2 <sup>nd</sup> Coat Prescribed colour refer to Finishes Plans for further details 3 <sup>rd</sup> Coat Prescribed colour refer to Finishes Plans for further details	Snowy Mountains  Code: PN2B2 - Dulux - SNOWY MOUNTAINS - PN2B2 FINISH: Matt Finish	DULUX	



01 Interior Finishes Schedule

Code	Item / Typical Location	Specification	Colour / Range	Supplier	Image / Comments
------	-------------------------	---------------	----------------	----------	------------------



04-50 WALL TREATMENTS					
	WALL FEATURE - TIMBER BATTEN TO RECEPTION AREA	RECYCLED TIMBER BATTEN			RECYCLED TIMBER BATTEN



## 01 Interior Finishes Schedule

Code	Item / Typical Location	Specification	Colour / Range	Supplier	Image / Comments
------	-------------------------	---------------	----------------	----------	------------------

## 05-00 JOINERY AND FURNITURE FINISHES


TM1	LAMINATE FINISH BENCHTOP TO ALL JOINERY AND RECEPTION COUNTER	<p><b><i>Walnut wood grain print with tonal flesh and soft red tones with darker feature grains.</i></b></p> <p><b><i>MDF 182412 DS Soft Walnut Ravine MR E0</i></b></p> <p><b>Finish:</b> Ravine</p> <p><b>Substrate:</b> MDF</p> <p><b>Thickness:</b> 32</p> <p><b>Length:</b> 2400</p> <p><b>Width:</b> 1200</p>	<p>CODE : 26404</p> <p>SOFT WALNUT RAVINE</p>	<p><a href="https://www.polytec.com.au/colour/soft-walnut/ravine/">https://www.polytec.com.au/colour/soft-walnut/ravine/</a></p>	
TM2	MELAMINE TO ALL DOOR JOINERY	<p><b><i>MDF 162412 DS White Mist Matt MR E0</i></b></p> <p><b>Finish:</b> Matt</p> <p><b>Substrate:</b> MDF</p> <p><b>Thickness:</b> 16</p> <p><b>Length:</b> 2400</p> <p><b>Width:</b> 1200</p>	<p>CODE : 25623</p> <p>WHITE MIST MATT</p>		




01 Interior Finishes Schedule



Code	Item / Typical Location	Specification	Colour / Range	Supplier	Image / Comments
------	-------------------------	---------------	----------------	----------	------------------

--	--	--	--	--	--


03-00 CEILING FINISHES AND MATERIAL					
PP1	GPO PLATE	Standard Clipsal Power Plate 2000 Series Refer to electrical plan for layout	White finish	Clipsal	

03-00 LIGHTING & ELECTRICAL					
PP1	GPO PLATE	Standard Clipsal Power Plate 2000 Series Refer to electrical plan for layout	White finish	Clipsal	


## 01 Interior Finishes Schedule

Code	Item / Typical Location	Specification	Colour / Range	Supplier	Image / Comments
	FEATURE PENDANT TO ALL TREATMENT AREAS ABOVE WORKING DESKS	<p><b>Cone Pendant Light</b></p> <p><i>specifications</i></p> <p>SKU LE181HS01YUWZANUI</p> <p>Product Range Cone</p> <p>Size(s) 35W x 35D x 100H cm</p> <p>Colour Assorted</p> <p>Materials Metal</p>	White finish	<a href="https://www.zanui.com.au/Cone-Pendant-Light-139798.html">https://www.zanui.com.au/Cone-Pendant-Light-139798.html</a>	
	RECEPTION COUNTER FEATURE LIGHT	<p><b>LEDlux Strix LED 1600 Lumen Dimmable Pendant in Copper</b></p> <p>LEDlux Strix 1200mm 1600 lumen LED dimmable pendant in copper</p> <p>The LEDlux Strix dimmable pendant has been tested with the Clipsal 32E450TM, 32E450UDM, 31E2RUDM and LUCI SKU# 290998 dimmer.</p>		<a href="http://www.beaconlighting.com.au/ledlux-strix-led-1600-lumen-dimmable-pendant-in-copper.html">http://www.beaconlighting.com.au/ledlux-strix-led-1600-lumen-dimmable-pendant-in-copper.html</a>	


## 01 Interior Finishes Schedule

Code	Item / Typical Location	Specification	Colour / Range	Supplier	Image / Comments
	WAITING AREA FEATURE LIGHT	<p>Malinta Coolie Pendant in Marble/Clear</p> <p>Malinta 1 light coolie pendant in marble-look with clear glass</p> <p>The Malinta pendant range taps into a number of key trends being smoked glass, black, brass and marble. They have a simple, modern silhouette, available in 3 shapes - a squat, coolie and cylinder. Each Maliinta comes with a marble print finish and a black or brushed brass banding with a fabric suspension</p>		<a href="http://www.beaconlighting.com.au/malinta-coolie-pendant-in-marble-clear.html">http://www.beaconlighting.com.au/malinta-coolie-pendant-in-marble-clear.html</a>	
DP1	DATA POINT	<p>Standard Clipsal Power Plate</p> <p>2000 Series</p> <p>Refer to electrical plan for layout</p>			

## 01 Interior Finishes Schedule


Code	Item / Typical Location	Specification	Colour / Range	Supplier	Image / Comments
06-00 FURNITURE					
	WAITING AREA CHAIRS	<p><i>Features &amp; Construction</i></p> <ul style="list-style-type: none"> <li>• Polypropelene single internal shell fully upholstered in your choice of fabric, leather or vinyl</li> <li>• Chrome sled frame or 4 leg frame available</li> <li>• Also available in matching bar stool</li> <li>• Matching lounges also available "indent only"</li> <li>• Optional powder coating available</li> <li>• Italian design and manufactured shell</li> <li>• 5 year warranty</li> </ul>		<a href="http://www.specfurn.co.au/products/loop-chair/">http://www.specfurn.co.au/products/loop-chair/</a>	

## 01 Interior Finishes Schedule

Code	Item / Typical Location	Specification	Colour / Range	Supplier	Image / Comments
	WAITING AREA CHAIRS	<p><b>Specifications</b></p> <p>SKU DO607CH82AEFZANUI</p> <p>Product Range Wesley</p> <p>Size(s)</p> <ul style="list-style-type: none"> <li>44.5W x 56D x 84H cm</li> <li>Seat height: 45 cm</li> </ul> <p>Colour Assorted</p> <p>Production Country China</p> <p>Materials Fabric</p> <p>Material Details</p> <ul style="list-style-type: none"> <li>Upholstery: 100% polyester</li> <li>Legs: aluminium, printed oak effect</li> </ul> <p>Box Contents 4 x dining chair</p> <p>Assembly Assembly required</p> <p>Warranty Information 1 year</p>		<a href="https://www.zanui.com.au/Wesley-Dining-Chair-Set-of-4-140717.html?source=igodigital">https://www.zanui.com.au/Wesley-Dining-Chair-Set-of-4-140717.html?source=igodigital</a>	




## 01 Interior Finishes Schedule


Code	Item / Typical Location	Specification	Colour / Range	Supplier	Image / Comments
	WAITING AREA RUG	<p><del>Monet Stunning Rug in Green—220x150cm</del></p> <p><del>Colour Green</del></p> <p><del>Material Soft Acrylic</del></p> <p><del>Measurement 220cm W x 150cm D</del></p> <p><del>Brand Rug Master</del></p> <p><del>Return Policy This item is NOT eligible for our 14 day change of mind return</del></p>	<del>GREEN</del>	<del><a href="http://www.livingstyles.com.au/Monet-Stunning-Rug-in-Green-220x150cm/50365/?search_words=Monet%20Stunning%20Rug%20in%20Green">http://www.livingstyles.com.au/Monet-Stunning-Rug-in-Green-220x150cm/50365/?search_words=Monet%20Stunning%20Rug%20in%20Green</a></del>	



01 Interior Finishes Schedule

Code	Item / Typical Location	Specification	Colour / Range	Supplier	Image / Comments
	Waiting area rug	<div>Monet Stunning Rug in Blue - 220x150cm</div> <div><div>Colour</div><div>Blue</div></div> <div><div>Material</div><div>Soft Acrylic</div></div> <div><div>Measurement</div><div>220cm W x 150cm D</div></div> <div><div>Brand</div><div>Rug Master</div></div> <div><div>Return Policy</div><div>This item is NOT eligible for our 14 day change of mind return</div></div>		<a href="http://www.livingstyles.com.au/Monet-Stunning-Rug-in-Blue-220x150cm/50359/">http://www.livingstyles.com.au/Monet-Stunning-Rug-in-Blue-220x150cm/50359/</a>	



## 01 Interior Finishes Schedule

Code	Item / Typical Location	Specification	Colour / Range	Supplier	Image / Comments
	TREATMENT ROOM RUG	<b>Pandora Stripe Contemporary Rug in Charcoal/Grey - 230x160cm</b>  Origin                      Egypt  Colour                      Charcoal / Grey  Material                      Polypropylene, Polyester  Measurement              160cm W x 230cm D  Brand                        Rug Culture  Return Policy              This item is NOT eligible for our 14 day change of mind return  <b>OPTIONAL</b>		<a href="http://www.livingstyles.com.au/Pandora-Stripe-Contemporary-Rug-in-Charcoal-Grey-230x160cm/56591/">http://www.livingstyles.com.au/Pandora-Stripe-Contemporary-Rug-in-Charcoal-Grey-230x160cm/56591/</a>	



## 06-00 EQUIPMENT

ET1	MECHANICAL TRAIN		-	CLIENT SUPPLIED	
-----	------------------	--	---	-----------------	--

## 01 Interior Finishes Schedule

Code	Item / Typical Location	Specification	Colour / Range	Supplier	Image / Comments
<b>10-00 SANITARY</b>					
PT1	PAPER TOWEL DISPENSER	<p>Product: Surface mounted paper towel dispenser - Contemporary series Unit fabricated of type 304 (18-8), 22 gauge stainless steel with Exposed surfaces in architectural satin finish. Smooth corners, free Of burrs and sharp edges. Tumbler lock. Cabinet hinged at the base To allow easy filling. Refill indicator slot on face of unit. Rolled edge on dispenser opening</p> <p><b>INSTALLATION:</b> Secure separate mounting bracket to wall. Slide dispenser into place and secure locking screw through filler hole. NOTE: Lather soap valves reduce amount of soap dispensed and should not be expected to produce a large amount of foam.</p>	Finish: Satin stainless steel 255-15	<p>Supplier: Bradley Australia Email: <a href="mailto:reception@bradleyaustralia.com">reception@bradleyaustralia.com</a> Phone: 02 9774 3755</p>	
	BASIN	<p><b>CUBE 320 ABOVE COUNTER BASIN</b></p> <p>683200W                      Cube 320 Above Counter Basin OTH</p> <p>Adds additional height to your vanity 320x320mm, Bowl capacity 7.5 litres Includes flush-fitting white plug and waste Ceramic, white only</p>		<p><a href="https://www.caroma.com.au/bathrooms/basins/cube/cube-320-above-counter-basin">https://www.caroma.com.au/bathrooms/basins/cube/cube-320-above-counter-basin</a></p>	

## 01 Interior Finishes Schedule

Code	Item / Typical Location	Specification	Colour / Range	Supplier	Image / Comments
	BASIN MIXER	<del>LUNA MID BASIN MIXER</del> <del>68182C5A</del> <del>Luna Mid Basin Mixer</del> <del>Flat paddle handle</del> <del>25mm ceramic disc cartridge enables slim, sleek design</del> <del>Easy mount, time saving installation</del> <del>Easy clean silicone aerator prevents limescale</del> <del>Ultraflex PEX hoses</del> <del>Matching Luna Toilets, Basins and Baths</del>		<a href="https://www.caroma.com.au/bathrooms/mixer-taps/luna/luna-mid-basin-mixer">https://www.caroma.com.au/bathrooms/mixer-taps/luna/luna-mid-basin-mixer</a>	
	BASIN MIXER	Enigma Tower Basin Mixer SPECIFICATION  Product Type                      Basin Mixers Colour                                  Chrome Cartridge type                      Ceramic Disc Cartridge WELS Star Rating                      5		<a href="https://www.dorf.com.au/products/mixer-taps/enigma/enigma-tower-basin-mixer">https://www.dorf.com.au/products/mixer-taps/enigma/enigma-tower-basin-mixer</a>	

20-00 MISC.